

# BLAULITE ERV 8

Energy recovery ventilators for commercial applications



## Casing

- Steel casing is covered with high quality multilayer aluminium and zinc alloy to prevent corrosion. The casing is equipped with a switch to turn the ventilator off when the service panel is opened. Service access from both left and right side.

## Energy recovery core

- Unique enthalpy heat exchanger provides high-efficient heat & humidity recovery. No drain pan required.

## Fans

- The unit is equipped with supply and exhaust centrifugal fans with backward curved blades and built-in thermal overheating protection with automatic restart. The electric motors and impellers are dynamically balanced.

## Defrost system

- Fan stop defrost system is activated when the outdoor temperature falls below 23° F (-5° C).

## Filter

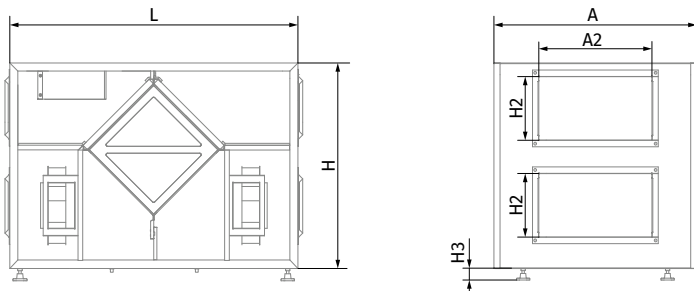
- Washable MERV 6 air filters in exhaust and supply air streams.

## Control

- The unit incorporates an integrated automation and control system with following functions:
  - Operation mode switch.
  - Airflow balancing by supply and exhaust fan independent speed adjustment.
  - Automatic recovery core frost protection.
  - External control device connection.

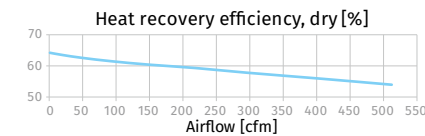
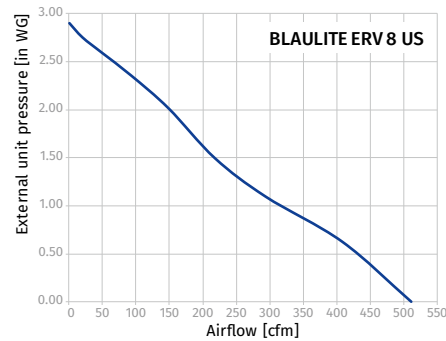
## Overall dimensions [in]

Model	A	A2	H	H2	H3	L
Blaulite ERV 8 US	25 ½	14	26	8	4	36 ½



## Technical data

Parameters	BLAULITE ERV 8 US
Voltage [V / 60 Hz]	1 ~ 120
Unit power [W]	640
Unit current [A]	5.4
MFS (Maximum fuse size)	6.8
Sensible effectiveness @ max airflow [%]	54
Air flow @ ESP 0.4" WG [cfm]	450
Air flow max [cfm]	510
Transported air temperature [°F]	-35 up to +140
Outer skin casing material	21 gauge galvanized steel
Insulation	1" mineral wool
Connected air duct size [in]	8x14



MODEL	QUANTITY	COMMENTS	PROJECT
			location:
			architect:
			engineer:
			contractor:
			submitted by: